Design 2

EVERYONE MILLWORK PULLS





Design 2

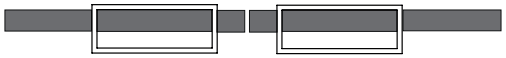

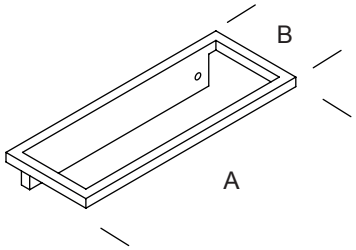

ART.	A	B
GMP.D02.0005. xx	127 mm 5 in	58 mm 2 9/32”
GMP.D02.0006. xx	152,4 mm 6 in	58 mm 2 9/32”
GMP.D02.0007. xx	177,8 mm 7 in	58 mm 2 9/32”
GMP.D02.0008. xx	203,2 mm 8 in	58 mm 2 9/32”
GMP.D02.0009. xx	228,6 mm 9 in	58 mm 2 9/32”
GMP.D02.0010. xx	254 mm 10 in	58 mm 2 9/32”
GMP.D02.0011. xx	279,4 mm 11 in	58 mm 2 9/32”
GMP.D02.0012. xx	304,8 mm 12 in	58 mm 2 9/32”

FINISHES .XX

STAINLESS STEEL

Satin .44

Bright * .43

STAINLESS STEEL POWDER COATED

White .31

Champagne .38

Bronze .39

Grey .32

Black .40

STAINLESS STEEL POWDER COATED AMC

Transparent Satin .99

Transparent Bright .99

Black .99

White .99

COPPER PLATED WITHOUT COATING

Semi-Bright .58

Black burnished steel fixing screws

Copper plated finish can vary significantly from batch to batch

STAINLESS STEEL PVD GOLD

Satin .80

Black or white burnished steel fixing screws

* Stainless Steel Bright finish has a Satin inner profile

Hardwood or medium-density fiberboard (MDF) substrates are recommended when Design 2 and Design 3 pulls are used. Lesser grade materials, such as particle board, could affect connection strength.

Patent Number D936447