




STAINLESS STEEL SATIN AS PICTURED

Design 6.3


ITEM	A	B	C	F
GHF.D06.0003. xx	393,70 mm 15 1/2"	152,40 mm 6"	101,60 mm 4"	10 mm 25/64"

FINISHES .XX


STAINLESS STEEL



STAINLESS STEEL POWDER COATED

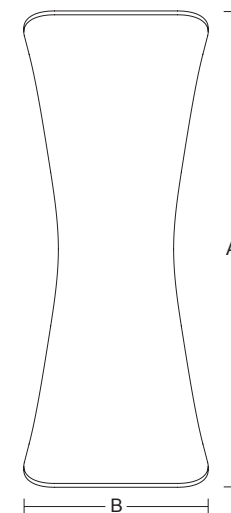
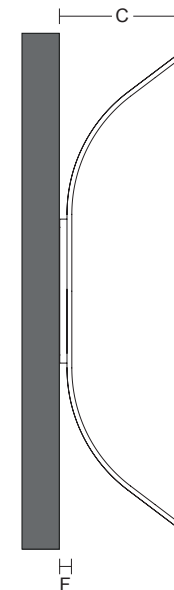


STAINLESS STEEL POWDER COATED



AMC

Single fixing kit for wood door included
Back to back fixings available on request
Fixing kit for glass and metal door available on request



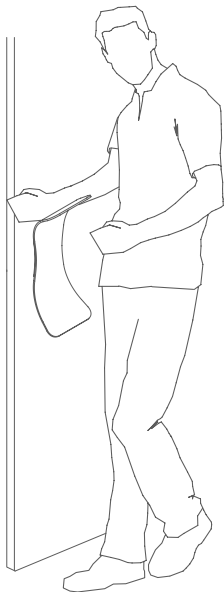
Push plate available on page 31

Design 6.3

HANDS-FREE PULLS

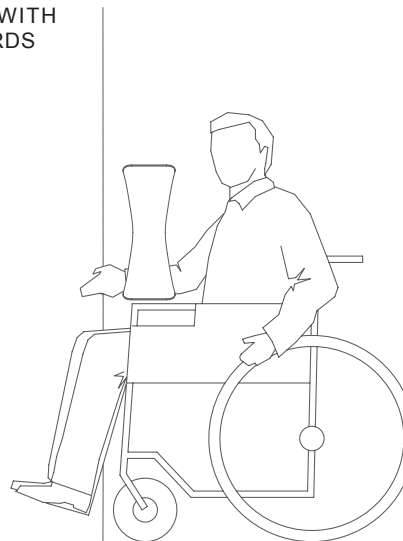


OPERABLE WITH
WRIST, FOREARM
OR ELBOW



COMPLIANT WITH
ADA STANDARDS

ADA
compliant



AND STILL OPERABLE
BY HAND

