




STAINLESS STEEL SATIN AS PICTURED

## Design 6.1


ITEM	A	B	C	D	F
GHF.D06.0001. xx	393,70 mm 15 1/2"	152,40 mm 6"	101,60 mm 4"	107,95 mm 4 1/4"	10 mm 25/64"

### FINISHES .XX


#### STAINLESS STEEL



#### STAINLESS STEEL POWDER COATED

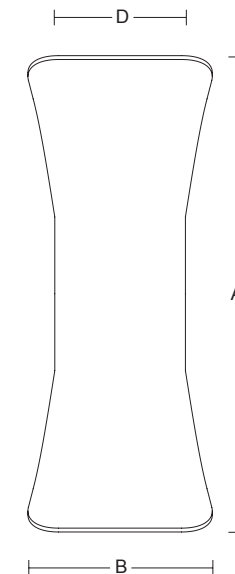
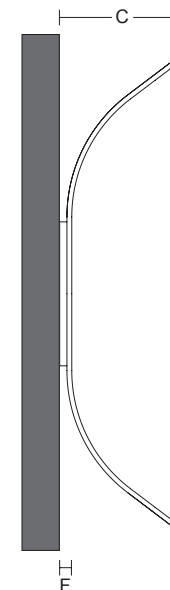


#### STAINLESS STEEL POWDER COATED



AMC

Single fixing kit for wood door included  
Back to back fixings available on request  
Fixing kit for glass and metal door available on request



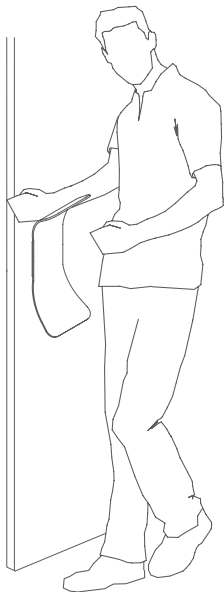
Push plate available on page 31

# Design 6.1

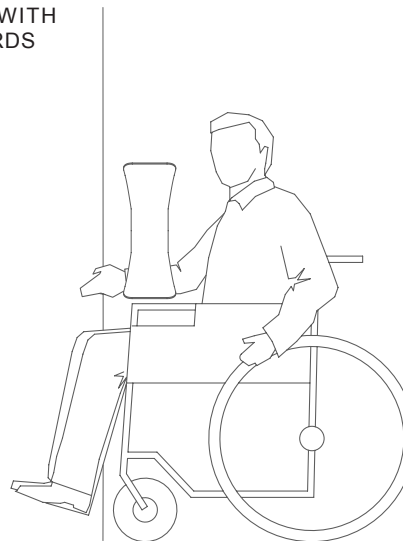
HANDS-FREE PULLS



OPERABLE WITH  
WRIST, FOREARM  
OR ELBOW



COMPLIANT WITH  
ADA STANDARDS



**ADA**  
compliant

AND STILL OPERABLE  
BY HAND

