


STAINLESS STEEL SATIN AS PICTURED

Design 2.2

ITEM	A	B	C	D	E	F	G
GHF.D02.0002. xx	190,50 mm 7 1/2"	304,80 mm 12"	140,60 mm 5 17/32"	254 mm 10"	101,60 mm 4"	102,50 mm 4 1/32"	Max 101,60 mm 4"


FINISHES .XX

STAINLESS STEEL



Satin .44
Satin Gold .80

STAINLESS STEEL POWDER COATED



White .31
Champagne .38
Bronze .39
Grey .32
Black .40

STAINLESS STEEL POWDER COATED

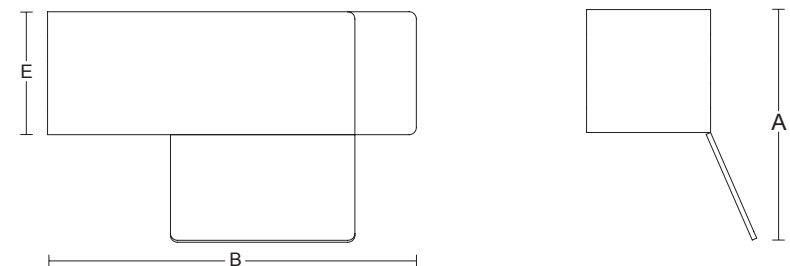
AMC



Transparent Satin .99
Transparent Bright .99
Black .99
White .99

Fixing kit for wood door included

Fixing: Satin for .44 Satin finish - Bright for .43 Bright finish - Black for .39 Bronze, .32 Grey, .40 Black finish - Satin for .31 White, .38 Champagne finish




Design 2.2

HANDS-FREE PULLS

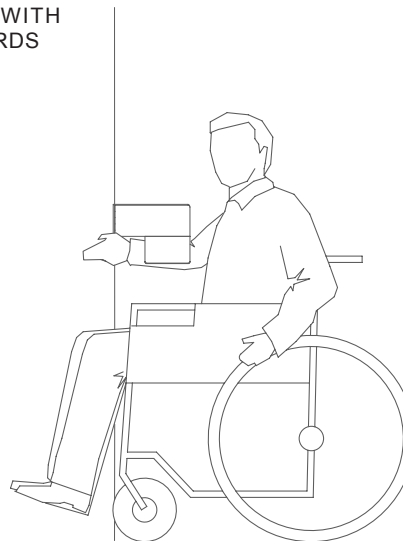


OPERABLE WITH
WRIST, FOREARM
OR ELBOW



COMPLIANT WITH
ADA STANDARDS

ADA
compliant



AND STILL OPERABLE
BY HAND

