

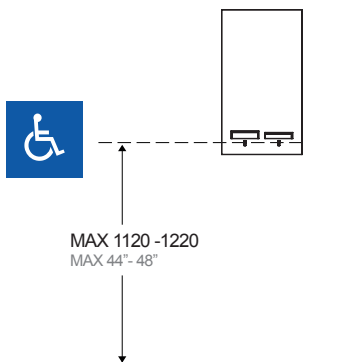
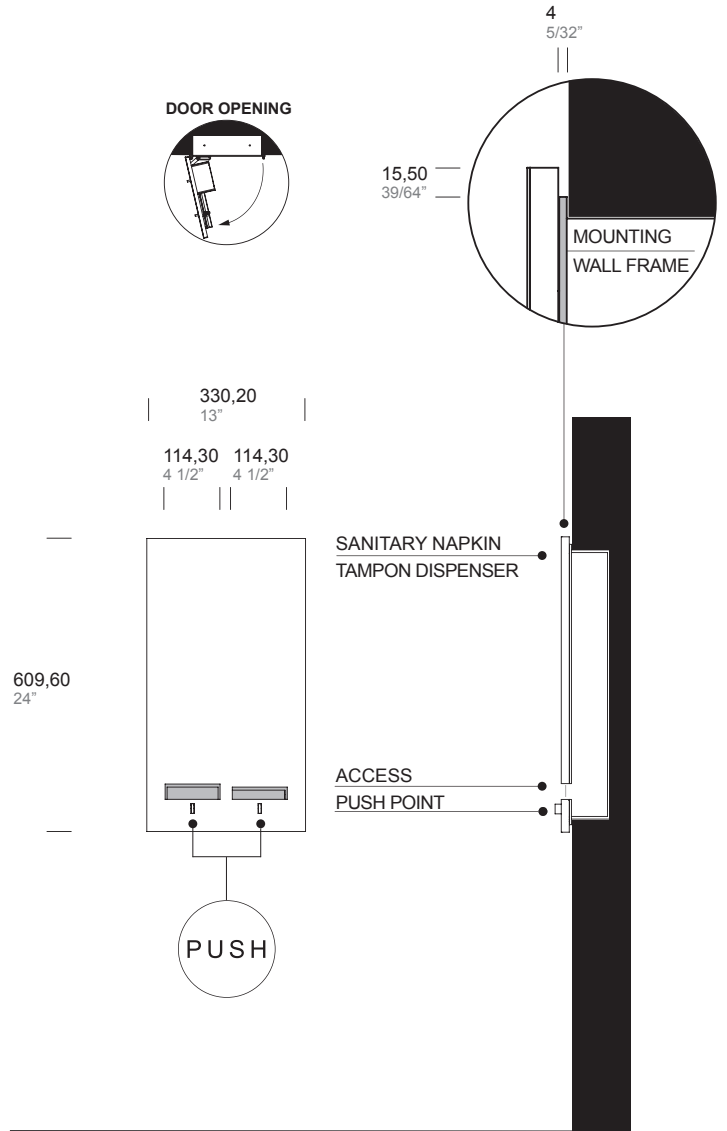
ITEM

GBA.123.0000.xx

SANITARY NAPKIN / TAMPON DISPENSER - RECESSED



□ Outer surface  
■ Inner surface



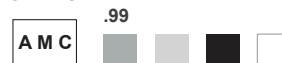
**WALL OPENING**  
Height: 22 1/8" (562 mm)  
Width: 11 1/8" (283 mm)  
Depth: 3 1/4" (83 mm)

.XX STANDARD COMBINATION FINISHES OUTER AND INNER SURFACE

	SATIN	POWDER COATED					
□ OUTER	.44	.31	.38	.39	.32	.40	
■ INNER AND MOUNTING WALL FRAME	POWDER COATED	.XX	.31	.38	.39	.32	.40

INNER SURFACE FINISH OPTIONS ON REQUEST \*  
\* minimum order quantity

ANTI-MICROBIAL COATING



For more information on compliant location see project guide page 137.

The manufacturer reserves the right to alter, improve and discontinue any features of the product [make changes and improvements in designs and dimensions] without notice.



**SPECIFICATION:**

Sanitary Napkin / Tampon Dispenser for recessed installation with overall dimensions 24" (H) x 13" (W) and 53/64" total projection from wall. Mounting wall frame in 5/32" (4 mm) thick welded on a all-welded construction in 3/64" (1 mm) thick type 316L stainless steel with powder coated finish. Front door with beautiful non-rounded design made with 1/16" (1,5 mm) and 5/64" (2 mm) thick type 316L stainless steel welded-per-point. Reinforced structure with full height square 19/32" (15 mm) type 316L stainless steel tube. Exposed surfaces of front door have satin finish.

Free dispense mechanism with pushing buttons to dispense single napkins boxes and tampons. Dispensed products are always visible from the front opening.

Integrated hinge system to allow the door opening with a minimum gap from the wall (thickness of mounting wall frame).

Unit equipped with a slider door-opening limiter and a concealed closure system which keeps the door closed (not locked). Rectangular hole on side allows access to open the unit with provided key.

One key grey RAL 9007 powder coated included.

**OPERATION:**

**Maintenance** - Use provided key from side hole to open the front door to have access to recessed unit. The sliding door-opening limiter prevents the door for extra-overture which may cause damages to the wall / tiles. Place recharge boxes from the back.

**User** - Sanitary Napkin / Tampon Dispenser can hold up to 20 napkins boxes with dim.4,25"x3"x1" and 25 single tampons with dim. Ø0,8"x5".

**INSTALLATION:**

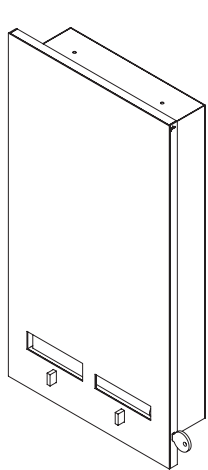
Provide framed rough wall opening 22-1/8" height x 11-1/8" width (562 x 283 mm). Suggested depth to finish face of wall is 3-1/4" (83 mm). Minimum recessed depth required is 3-5/32".

Allow clearance for construction features that may protrude into rough wall opening from opposite wall and avoid pipes, vents and conduits.

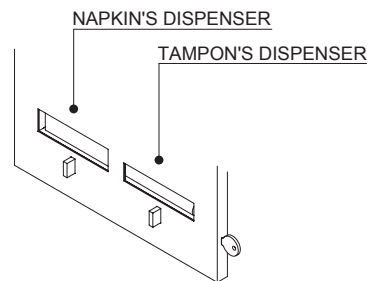
Mount unit into wall opening and secure with provided fixing screws in 4 mounting holes on the recessed cabinet.

**NOTE:**

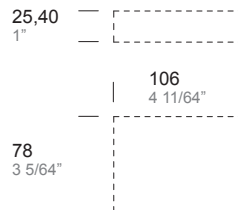
On the satin finish, possible differences in the brushing are the result of the manufacturing process and must be considered acceptable. Minimal welding discontinuities must be considered acceptable.



WINDOWS DETAIL



• NAPKIN'S BOX DIMENSIONS



• TAMPON'S DIMENSIONS



OPENING KEY DETAIL



**KEY INCLUDED**

**ITEM**

**GBA.100.0KEY.99**