

ITEM

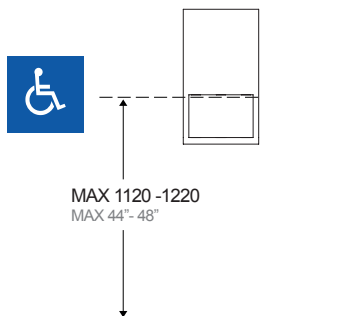
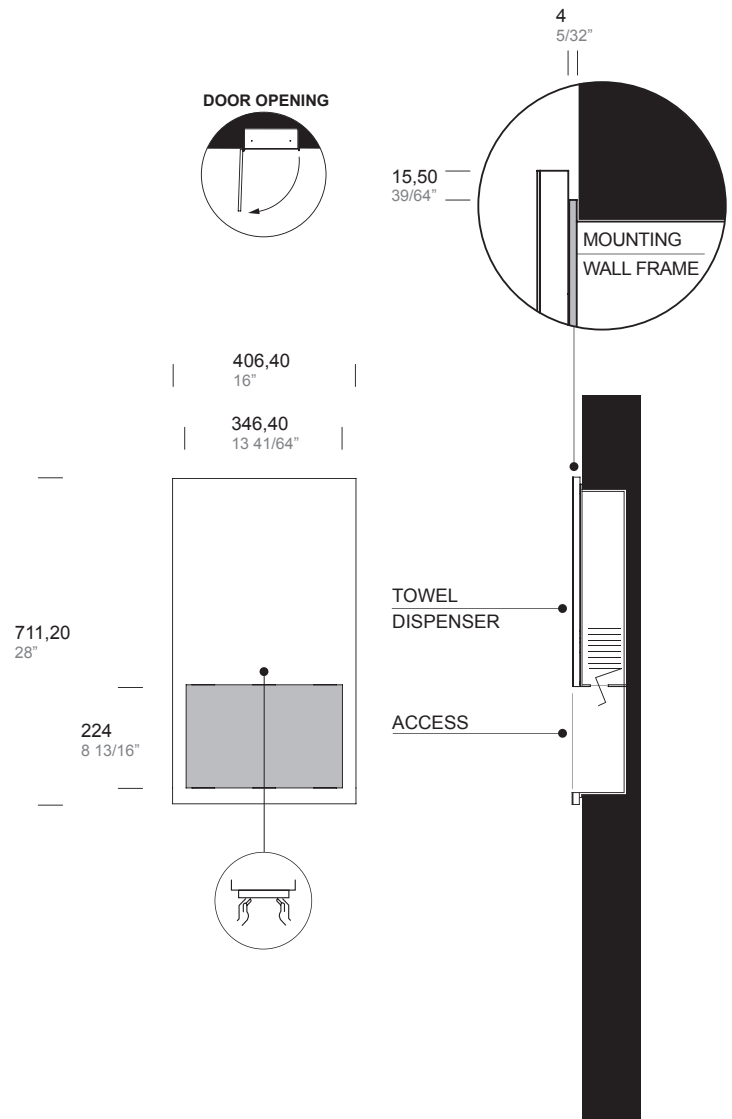

GBA.106.0001. xx

GBA.106.0002. xx

PAPER TOWEL DISPENSER:

RECESSED UNIT FOR CONVERTIBLE PAPER TOWEL DISPENSER

PAPER TOWEL DISPENSER + DOOR FOR CONVERTIBLE UNIT



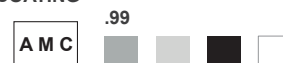
WALL OPENING
Height: 26 1/8" (663,5 mm)
Width: 14 1/8" (358 mm)
Depth: 5 1/4" (133 mm)

.XX STANDARD COMBINATION FINISHES OUTER AND INNER SURFACE

	SATIN	POWDER COATED				
	.44	.31	.38	.39	.32	.40
<input type="checkbox"/> OUTER						
	POWDER COATED	.31	.38	.39	.32	.40
<input type="checkbox"/> INNER AND MOUNTING WALL FRAME						

INNER SURFACE FINISH OPTIONS ON REQUEST *
* minimum order quantity

ANTI-MICROBIAL COATING



For more information on compliant location see project guide page 137.

The manufacturer reserves the right to alter, improve and discontinue any features of the product [make changes and improvements in designs and dimensions] without notice.

**GBA.106.0001****SPECIFICATION:**

Convertible combined unit for dispensing paper towel / paper roll for recessed installation with final overall dimensions 28" (H) x 16" (W). Projection from wall: 53/64" in paper towel configuration; 3-63/64" in paper roll configuration.

GBA.106.0001 includes:

Mounting wall frame in 5/32" (4 mm) thick welded on a all-welded construction in 3/64" (1 mm) thick type 316L stainless steel with powder coated finish for recessed installation.

One key grey RAL 9007 powder coated included.

CONVERTIBLE OPTION (to be ordered separately)

- Front door and paper towel dispenser shall be item GBA.106.0002

OPERATION:

GBA.106.0001 + GBA.106.0002 - Use provided key from side hole to open the front door to have access to recessed unit. The sliding door-opening limiter prevents the door for extra-overture which may cause damages to the wall / tiles. Place recharge of paper towel packs through the front opening of the dispenser.

Paper towel dispenser will dispense up to 600 C-fold or multifold (Z-fold) paper towels from the front opening window.

Fits standard size paper towels up to a maximum of 10-15/64" (260 mm) x 3-55/64" (98 mm).

INSTALLATION:

Provide framed rough wall opening 26-1/8" height x 14-1/8" width (663,5 x 358 mm). Suggested depth to finish face of wall is 5-1/4" (133 mm); minimum recessed depth required is 5-1/8" (130 mm).

Allow clearance for construction features that may protrude into rough wall opening from opposite wall and avoid pipes, vents and conduits.

Mount unit into wall opening and secure with provided fixing screws in 4 mounting holes on the recessed cabinet.

GBA.106.0002**SPECIFICATION:**

Door and paper towel dispenser for convertible unit.

GBA.106.0002 includes:

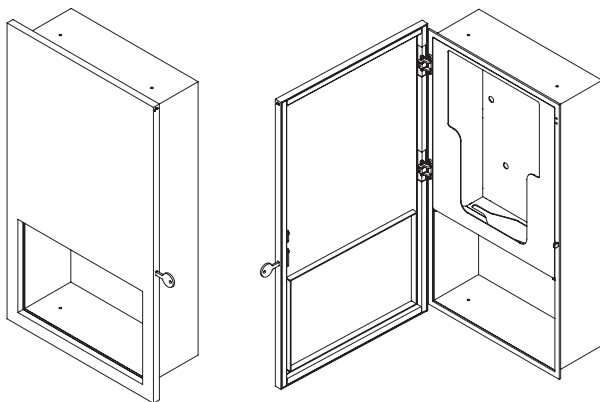
Paper towel dispenser made in 3/64" (1 mm) thick type 316L stainless steel with powder coated finish. Front door with beautiful non-rounded design made with 1/16" (1,5 mm) and 5/64" (2 mm) thick type 316L stainless steel welded-per-point. Reinforced structure with full height square 19/32" (15 mm) type 316L stainless steel tube. Exposed surfaces of front door have satin finish.

Integrated hinge system to allow the door opening with a minimum gap from the wall (thickness of mounting wall frame).

NOTE:

On the satin finish, possible differences in the brushing are the result of the manufacturing process and must be considered acceptable.

Minimal welding discontinuities must be considered acceptable.



OPENING KEY DETAIL

**KEY INCLUDED**

ITEM

GBA.100.0KEY.99