
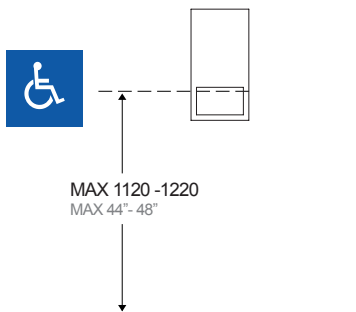
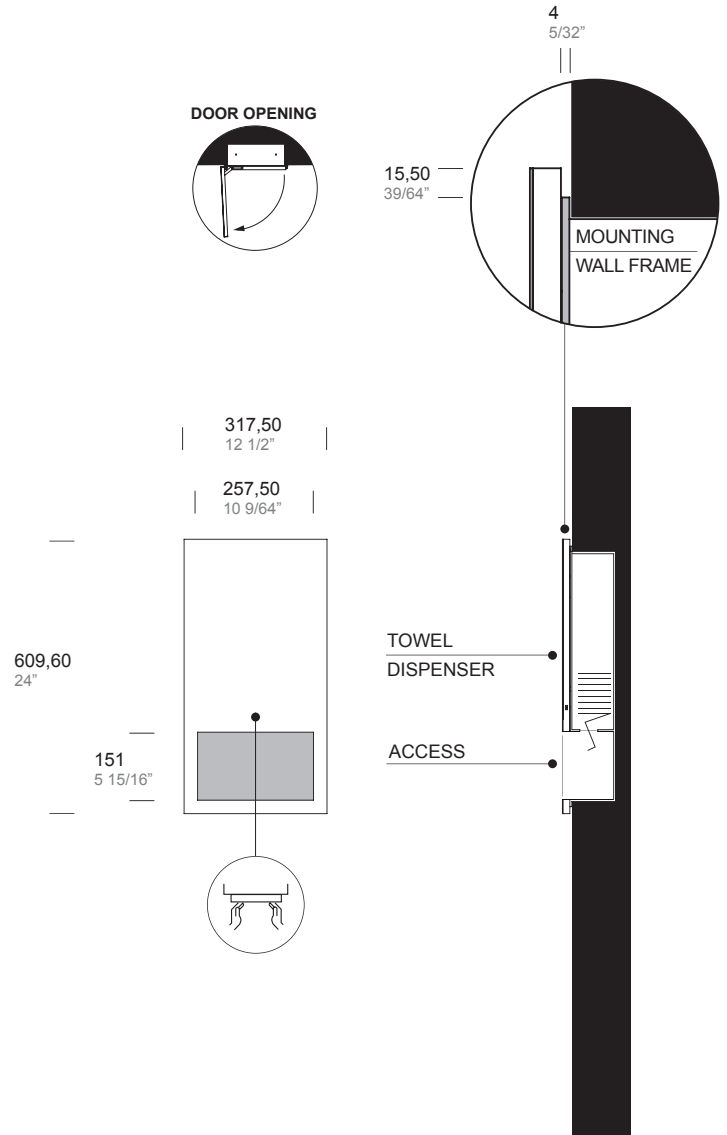


ITEM

GBA.103.0000.xx PAPER TOWEL DISPENSER - RECESSED



□ Outer surface
■ Inner surface



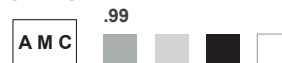
WALL OPENING
Height: 22 1/8" (562 mm)
Width: 10 5/8" (270 mm)
Depth: 4 1/4" (108 mm)

.XX STANDARD COMBINATION FINISHES OUTER AND INNER SURFACE

	SATIN	POWDER COATED				
	.44	.31	.38	.39	.32	.40
□ OUTER						
■ INNER AND MOUNTING WALL FRAME						

INNER SURFACE FINISH OPTIONS ON REQUEST *
* minimum order quantity

ANTI-MICROBIAL COATING



For more information on compliant location see project guide page 137.

The manufacturer reserves the right to alter, improve and discontinue any features of the product [make changes and improvements in designs and dimensions] without notice.



SPECIFICATION:

Paper towel dispenser for recessed installation with overall dimensions 24" (H) x 12-1/2" (W) and 53/64" total projection from wall. Mounting wall frame in 5/32" (4 mm) thick welded on a all-welded construction in 3/64" (1 mm) thick type 316L stainless steel with powder coated finish. Integrated paper towel dispenser which shall dispense up to 600 C-fold or multifold (Z-fold) paper towels. Fits standard size paper towels up to a maximum of 10-15/64" (260 mm) x 3-55/64" (98 mm). Front door with beautiful non-rounded design made with 1/16" (1,5 mm) and 5/64" (2 mm) thick type 316L stainless steel welded-per-point. Reinforced structure with full height square 19/32" (15 mm) type 316L stainless steel tube. Exposed surfaces of front door have satin finish. Integrated hinge system to allow the door opening with a minimum gap from the wall (thickness of mounting wall frame). Unit equipped with a slider door-opening limiter and a concealed closure system which keeps the door closed (not locked). Rectangular hole on side allows access to open the unit with the key grey RAL 9007 powder coated included.

OPERATION:

Maintenance - Use provided key from side hole to open the front door to have access to recessed unit. The sliding door-opening limiter prevents the door for extra-overture which may cause damages to the wall / tiles. Place recharge of paper towel packs through the front opening of the dispenser.

User - Paper towel dispenser will dispense up to 600 C-fold or multifold (Z-fold) paper towels from the front opening window.

Fits standard size paper towels up to a maximum of 10-15/64" (260 mm) x 3-55/64" (98 mm).

INSTALLATION:

Provide framed rough wall opening 22-1/8" height x 10-5/8" width (562 x 270 mm). Suggested depth to finish face of wall is 4-1/4" (108 mm); minimum recessed depth required is 4".

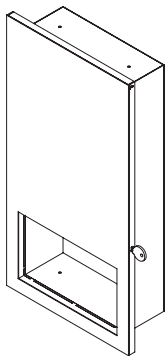
Allow clearance for construction features that may protrude into rough wall opening from opposite wall and avoid pipes, vents and conduits.

Mount unit into wall opening and secure with provided fixing screws in 4 mounting holes on the recessed cabinet.

NOTE:

On the satin finish, possible differences in the brushing are the result of the manufacturing process and must be considered acceptable.

Minimal welding discontinuities must be considered acceptable.



OPENING KEY DETAIL



KEY INCLUDED

ITEM

GBA.100.0KEY.99