













HANDS-FREE PULLS



IT

CODE	MATERIALE	FINITURA	.XX	* colori indicativi
GHF.	ACCIAIO	Di produzione:		
	INOX	LUCIDO	LRV 70	.43 
	AISI 316L	SATINATO	LRV 53	.44 
		SATINATO ORO		.80 
		VERNICIATO	Nero 9005 Opaco	.40 
			Bianco 9010	.31 
			Grigio	.32 
			Champagne	.38 
			Bronzo	.39 
			Viti, grani e componenti in nylon non verniciati Lotti minimi da concordare	
		VERNICIATO	Lucido trasparente su articoli selezionati	.99 
		A M C	Satinato trasparente	.99 
			Nero	.99 
			Viti, grani e componenti in nylon non verniciati Lotti minimi da concordare	

EN

MATERIAL	FINISH	.XX	* indicative colors
STAINLESS	Standard:		
STEEL	BRIGHT	LRV 70	.43 
AISI 316L	SATIN	LRV 53	.44 
	SATIN GOLD		.80 
	POWDER-COATED	Black Ral 9005 Matt	.40 
		White Ral 9010	.31 
		Grey	.32 
		Champagne	.38 
		Bronze	.39 
		Screws, grub screws and plastic parts non powder-coated. Available on request depending on quantities.	
	POWDER-COATED	Transparent Bright on selected items	.99 
	A M C	Transparent Satin	.99 
		Black	.99 
		Screws, grub screws and plastic parts non powder-coated. Available on request depending on quantities.	

INDICE HANDS FREE PULLS | HANDS FREE PULLS INDEX

DESIGN 1

Acciaio Inox AISI 316L
Stainless Steel AISI 316L

Page 160



DESIGN 2.1 | 2.2 | 2.3

Acciaio Inox AISI 316L
Stainless Steel AISI 316L

Page 161



DESIGN 3

Acciaio Inox AISI 316L
Stainless Steel AISI 316L

Page 164



DESIGN 4.1 | 4.2

Acciaio Inox AISI 316L
Stainless Steel AISI 316L


Page 165



DESIGN 5.1 | 5.2

Acciaio Inox AISI 316L
Stainless Steel AISI 316L

Page 167



DESIGN 6.1 | 6.2 | 6.3 | 6.4

Acciaio Inox AISI 316L
Stainless Steel AISI 316L

Page 169



PUSH PLATE

Acciaio Inox AISI 316L
Stainless Steel AISI 316L

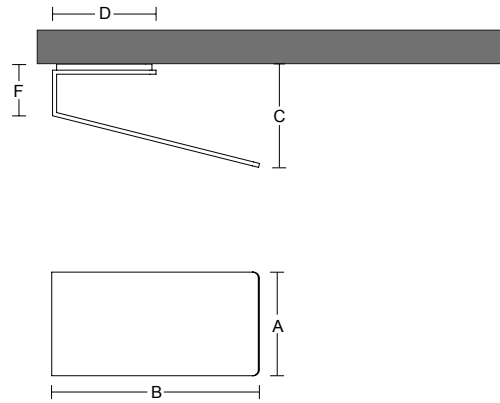
Page 173



INFORMAZIONI TECNICHE

TECHNICAL REFERENCES

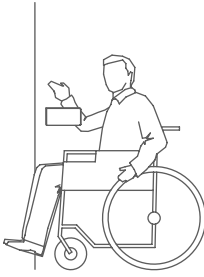
Page 174



PUSH PLATE AVAILABLE ON PAGE 173




OPERABLE WITH WRIST, FOREARM OR ELBOW



COMPLIANT WITH ADA STANDARDS

ADA
compliant



AND STILL OPERABLE BY HAND

Design 1

ART.	A	B	C	D	F
GHF.D01.0001. xx	101,60 mm 4"	203,20 mm 8"	101,60 mm 4"	101,60 mm 4"	50,80 mm 2"

XX = FINITURA
FINISH
FINITION
AFWERKING
page 157

ACCIAIO INOX STAINLESS STEEL	.44	.80	
ACCIAIO INOX VERNICIATO STAINLESS STEEL POWDER COATED	.40	.31	.32 .38 .39

STAINLESS STEEL POWDER-COATED ON REQUEST **AMC**
.99 TRANSPARENT SATIN
.99 BLACK

Single fixing kit for wood door included
Back to back fixings available on request
Fixing kit for glass and metal door available on request

Kit fissaggio singolo per porte in legno incluso
Fissaggio contrapposto disponibile su richiesta
Kit fissaggio per porte in vetro e metallo disponibile su richiesta

THESE PRODUCTS CONTRIBUTE TO LEED® CREDITS

pba si riserva il diritto di modificare, migliorare e sospendere qualsiasi caratteristica del prodotto (modifiche e miglioramenti nei disegni tecnici e nelle dimensioni) senza preavviso.

The manufacturer reserves the right to alter, improve and discontinue any features of the product (make changes and improvements in designs and dimensions) without notice.

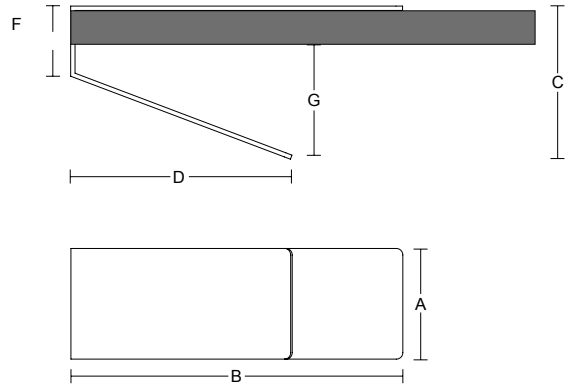
I disegni riportati a catalogo sono indicativi degli ingombri.
Richiedere il disegno tecnico prima di effettuare le lavorazioni per l'installazione.

All dimensions in the catalog drawings are approximations.
Request the appropriate technical drawing before door preparation and installation.




THE INTERNATIONAL EPD SYSTEM





OPERABLE WITH WRIST, FOREARM OR ELBOW



COMPLIANT WITH ADA STANDARDS

ADA
compliant



AND STILL OPERABLE BY HAND

Design 2.1

ART.	A	B	C	D	F	G
GHF.D02.0001. xx	101,60 mm 4"	304,80 mm 12"	140,60 mm 5 17/32"	203,21 mm 8"	64,40 mm 2 17/32"	Max 101,60 mm 4"

XX = FINITURA
FINISH
FINITION
AFWERKING
page 157

ACCIAIO INOX STAINLESS STEEL	.44	.80	
ACCIAIO INOX VERNICIATO STAINLESS STEEL POWDER COATED	.40	.31	.32 .38 .39

STAINLESS STEEL POWDER-COATED ON REQUEST **AMC**
.99 TRANSPARENT SATIN
.99 BLACK

Single fixing kit for wood door included - Kit fissaggio singolo per porte in legno incluso
FIXING: SATIN FOR .44 SATIN FINISH - BRIGHT FOR .43 BRIGHT FINISH - BLACK FOR .39 BRONZE,
.32 GREY, .40 BLACK FINISH - SATIN FOR .31 WHITE, .38 CHAMPAGNE FINISH

THESE PRODUCTS CONTRIBUTE TO LEED® CREDITS

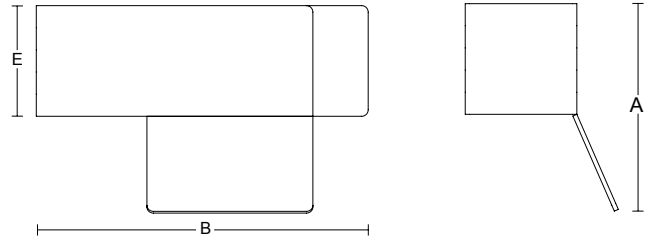
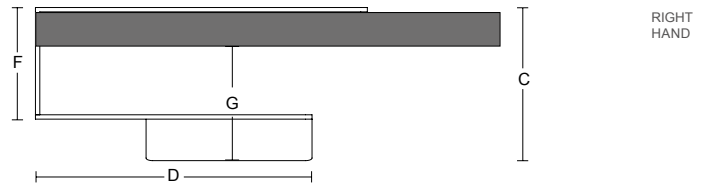
pba si riserva il diritto di modificare, migliorare e sospendere qualsiasi caratteristica del prodotto (modifiche e miglioramenti nei disegni tecnici e nelle dimensioni) senza preavviso.

The manufacturer reserves the right to alter, improve and discontinue any features of the product (make changes and improvements in designs and dimensions) without notice.

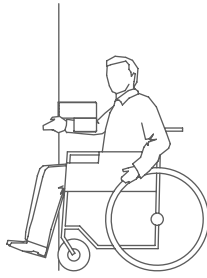
I disegni riportati a catalogo sono indicativi degli ingombri.
Richiedere il disegno tecnico prima di effettuare le lavorazioni per l'installazione.

All dimensions in the catalog drawings are approximations.
Request the appropriate technical drawing before door preparation and installation.





OPERABLE WITH WRIST, FOREARM OR ELBOW



COMPLIANT WITH ADA STANDARDS

ADA
compliant



AND STILL OPERABLE BY HAND

Design 2.2

ART.	A	B	C	D	E	F	G
GHF.D02.0002. xx	190,50 mm 7 1/2"	304,80 mm 12"	140,60 mm 5 17/32"	254 mm 10"	101,60 mm 4"	102,50 mm 4 1/32"	Max 101,60 mm 4"

XX = FINITURA
FINISH
FINITION
AFWERKING
page 157

ACCIAIO INOX STAINLESS STEEL	.44	.80			
ACCIAIO INOX VERNICIATO STAINLESS STEEL POWDER COATED	.40	.31	.32	.38	.39

STAINLESS STEEL POWDER-COATED ON REQUEST **AMC**
.99 TRANSPARENT SATIN
.99 BLACK

Single fixing kit for wood door included - Kit fissaggio singolo per porte in legno incluso
FIXING: SATIN FOR .44 SATIN FINISH - BRIGHT FOR .43 BRIGHT FINISH - BLACK FOR .39 BRONZE,
.32 GREY, .40 BLACK FINISH - SATIN FOR .31 WHITE, .38 CHAMPAGNE FINISH

THESE PRODUCTS CONTRIBUTE TO LEED® CREDITS

pba si riserva il diritto di modificare, migliorare e sospendere qualsiasi caratteristica del prodotto (modifiche e miglioramenti nei disegni tecnici e nelle dimensioni) senza preavviso.

The manufacturer reserves the right to alter, improve and discontinue any features of the product (make changes and improvements in designs and dimensions) without notice.

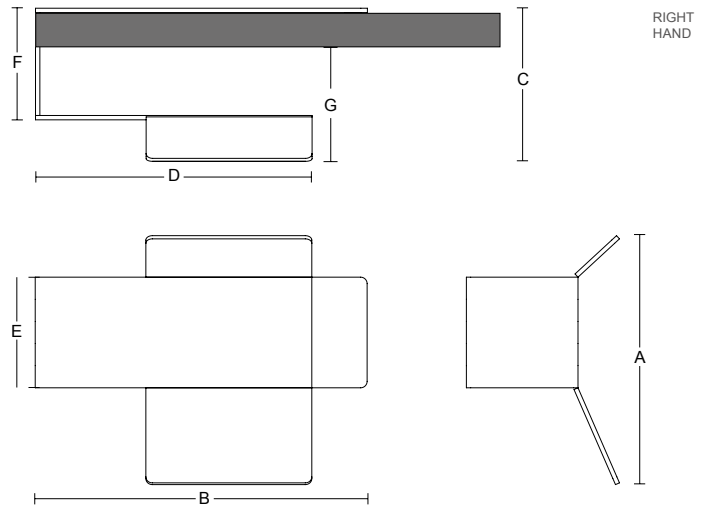
I disegni riportati a catalogo sono indicativi degli ingombri.
Richiedere il disegno tecnico prima di effettuare le lavorazioni per l'installazione.

All dimensions in the catalog drawings are approximations.
Request the appropriate technical drawing before door preparation and installation.

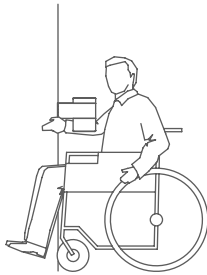


THE INTERNATIONAL EPD SYSTEM





OPERABLE WITH WRIST, FOREARM OR ELBOW



COMPLIANT WITH ADA STANDARDS

ADA
compliant



AND STILL OPERABLE BY HAND

Design 2.3

ART.	A	B	C	D	E	F	G
GHF.D02.0003. xx	228,60 mm 9"	304,80 mm 12"	140,60 mm 5 17/32"	254 mm 10"	101,60 mm 4"	102,50 mm 4 1/32"	Max 101,60 mm 4"

XX = FINITURA
FINISH
FINITION
AFWERKING
page 157

ACCIAIO INOX STAINLESS STEEL	.44	■	.80	■						
ACCIAIO INOX VERNICIATO STAINLESS STEEL POWDER COATED	.40	■	.31	□	.32	■	.38	■	.39	■

STAINLESS STEEL POWDER-COATED ON REQUEST **AMC**
.99 TRANSPARENT SATIN
.99 BLACK

Single fixing kit for wood door included - Kit fissaggio singolo per porte in legno incluso
FIXING: SATIN FOR .44 SATIN FINISH - BRIGHT FOR .43 BRIGHT FINISH - BLACK FOR .39 BRONZE,
.32 GREY, .40 BLACK FINISH - SATIN FOR .31 WHITE, .38 CHAMPAGNE FINISH

THESE PRODUCTS CONTRIBUTE TO LEED® CREDITS

pba si riserva il diritto di modificare, migliorare e sospendere qualsiasi caratteristica del prodotto (modifiche e miglioramenti nei disegni tecnici e nelle dimensioni) senza preavviso.

The manufacturer reserves the right to alter, improve and discontinue any features of the product (make changes and improvements in designs and dimensions) without notice.

I disegni riportati a catalogo sono indicativi degli ingombri.
Richiedere il disegno tecnico prima di effettuare le lavorazioni per l'installazione.

All dimensions in the catalog drawings are approximations.
Request the appropriate technical drawing before door preparation and installation.



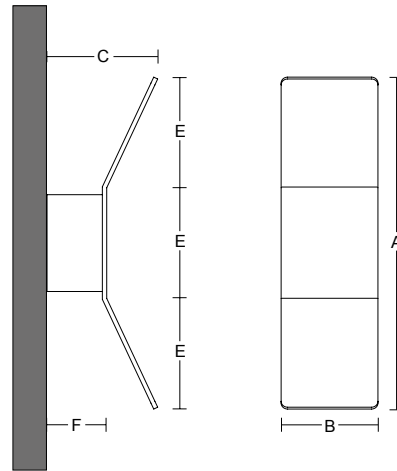
THE INTERNATIONAL EPD SYSTEM



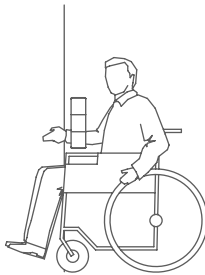
Declare



PUSH PLATE AVAILABLE ON PAGE 173



OPERABLE WITH WRIST, FOREARM OR ELBOW



COMPLIANT WITH ADA STANDARDS

ADA
compliant



AND STILL OPERABLE BY HAND

Design 3

ART.	A	B	C	E	F
GHF.D03.0001. xx	304,80 mm 12"	88,90 mm 3 1/2"	101,60 mm 4"	101,60 mm 4"	54,80 mm 2 5/32"

XX = FINITURA
FINISH
FINITION
AFWERKING
page 157

ACCIAIO INOX STAINLESS STEEL	.44	■	.43	■	.80	■	
ACCIAIO INOX VERNICIATO STAINLESS STEEL POWDER COATED	.40	■	.31	■	.32	■	
				.38	■	.39	■

STAINLESS STEEL POWDER-COATED ON REQUEST



- .99 TRANSPARENT BRIGHT
- .99 TRANSPARENT SATIN
- .99 BLACK

Single fixing kit for wood door included
Back to back fixings available on request
Fixing kit for glass and metal door available on request

Kit fissaggio singolo per porte in legno incluso
Fissaggio contrapposto disponibile su richiesta
Kit fissaggio per porte in vetro e metallo disponibile su richiesta

THESE PRODUCTS CONTRIBUTE TO LEED® CREDITS

pba si riserva il diritto di modificare, migliorare e sospendere qualsiasi caratteristica del prodotto (modifiche e miglioramenti nei disegni tecnici e nelle dimensioni) senza preavviso.

The manufacturer reserves the right to alter, improve and discontinue any features of the product (make changes and improvements in designs and dimensions) without notice.

I disegni riportati a catalogo sono indicativi degli ingombri.
Richiedere il disegno tecnico prima di effettuare le lavorazioni per l'installazione.

All dimensions in the catalog drawings are approximations.
Request the appropriate technical drawing before door preparation and installation.



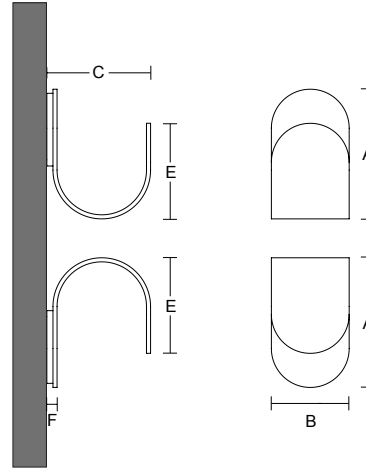
EPD
THE INTERNATIONAL EPD SYSTEM



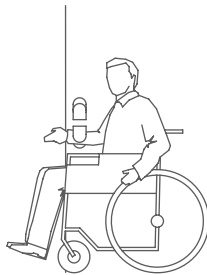
Declare



PUSH PLATE AVAILABLE ON PAGE 173



OPERABLE WITH WRIST, FOREARM OR ELBOW



COMPLIANT WITH ADA STANDARDS

ADA
compliant



AND STILL OPERABLE BY HAND

Design 4.1

ART.	A	B	C	E	F
GHF.D04.0001. xx	127 mm 5"	76,20 mm 3"	101,60 mm 4"	93,60 mm 3 11/16"	10 mm 25/64"

XX = FINITURA
FINISH
FINITION
AFWERKING
page 157

ACCIAIO INOX STAINLESS STEEL	.44	.43	.80	
ACCIAIO INOX VERNICIATO STAINLESS STEEL POWDER COATED	.40	.31	.32	.38 .39

STAINLESS STEEL POWDER-COATED ON REQUEST



- .99 TRANSPARENT BRIGHT
- .99 TRANSPARENT SATIN
- .99 BLACK

Single fixing kit for wood door included
Back to back fixings available on request
Fixing kit for glass and metal door available on request

Kit fissaggio singolo per porte in legno incluso
Fissaggio contrapposto disponibile su richiesta
Kit fissaggio per porte in vetro e metallo disponibile su richiesta

THESE PRODUCTS CONTRIBUTE TO LEED® CREDITS

pba si riserva il diritto di modificare, migliorare e sospendere qualsiasi caratteristica del prodotto (modifiche e miglioramenti nei disegni tecnici e nelle dimensioni) senza preavviso.

The manufacturer reserves the right to alter, improve and discontinue any features of the product (make changes and improvements in designs and dimensions) without notice.

I disegni riportati a catalogo sono indicativi degli ingombri.
Richiedere il disegno tecnico prima di effettuare le lavorazioni per l'installazione.


All dimensions in the catalog drawings are approximations.
Request the appropriate technical drawing before door preparation and installation.



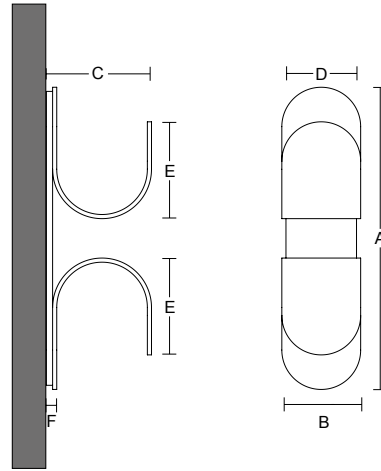
THE INTERNATIONAL EPD® SYSTEM



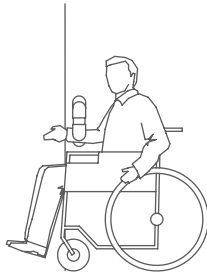
Declare



PUSH PLATE AVAILABLE ON PAGE 173



OPERABLE WITH WRIST, FOREARM OR ELBOW



COMPLIANT WITH ADA STANDARDS

ADA
compliant



AND STILL OPERABLE BY HAND

Design 4.2

ART.	A	B	C	D	E	F
GHF.D04.0002. xx	292,10 mm 11 1/2"	76,20 mm 3"	101,60 mm 4"	68,20 mm 2 11/16"	93,60 mm 3 11/16"	10 mm 25/64"

XX = FINITURA
FINISH
FINITION
AFWERKING
page 157

ACCIAIO INOX STAINLESS STEEL	.44	.43	.80
ACCIAIO INOX VERNICIATO STAINLESS STEEL POWDER COATED	.40	.31	.32 .38 .39

STAINLESS STEEL POWDER-COATED ON REQUEST



- .99 TRANSPARENT BRIGHT
- .99 TRANSPARENT SATIN
- .99 BLACK

Single fixing kit for wood door included
Back to back fixings available on request
Fixing kit for glass and metal door available on request

Kit fissaggio singolo per porte in legno incluso
Fissaggio contrapposto disponibile su richiesta
Kit fissaggio per porte in vetro e metallo disponibile su richiesta

THESE PRODUCTS CONTRIBUTE TO LEED® CREDITS

pba si riserva il diritto di modificare, migliorare e sospendere qualsiasi caratteristica del prodotto (modifiche e miglioramenti nei disegni tecnici e nelle dimensioni) senza preavviso.

The manufacturer reserves the right to alter, improve and discontinue any features of the product (make changes and improvements in designs and dimensions) without notice.

I disegni riportati a catalogo sono indicativi degli ingombri.
Richiedere il disegno tecnico prima di effettuare le lavorazioni per l'installazione.

All dimensions in the catalog drawings are approximations.
Request the appropriate technical drawing before door preparation and installation.



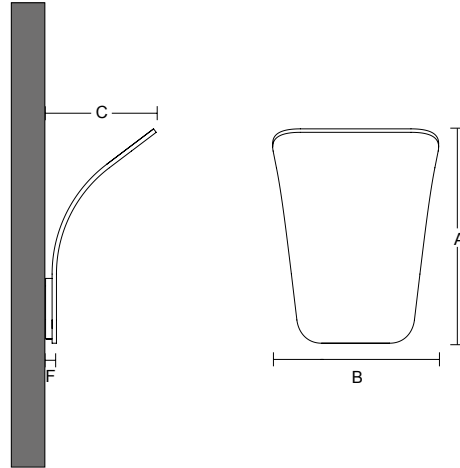
EPD
THE INTERNATIONAL EPD SYSTEM



Declare



PUSH PLATE AVAILABLE
ON PAGE 173



OPERABLE WITH
WRIST, FOREARM
OR ELBOW



COMPLIANT WITH
ADA STANDARDS

ADA
compliant



AND STILL OPERABLE
BY HAND

Design 5.1

ART.	A	B	C	F
GHF.D05.0001. xx	196,85 mm 7 3/4"	152,40 mm 6"	101,60 mm 4"	10 mm 25/64"

XX = FINITURA
FINISH
FINITION
AFWERKING
page 157

ACCIAIO INOX STAINLESS STEEL	.44	.43	.80	
ACCIAIO INOX VERNICIATO STAINLESS STEEL POWDER COATED	.40	.31	.32	.38 .39

STAINLESS STEEL POWDER-COATED ON REQUEST



- .99 TRANSPARENT BRIGHT
- .99 TRANSPARENT SATIN
- .99 BLACK

Single fixing kit for wood door included
Back to back fixings available on request
Fixing kit for glass and metal door available on request

Kit fissaggio singolo per porte in legno incluso
Fissaggio contrapposto disponibile su richiesta
Kit fissaggio per porte in vetro e metallo disponibile su richiesta

THESE PRODUCTS CONTRIBUTE TO LEED® CREDITS

pba si riserva il diritto di modificare, migliorare e sospendere qualsiasi caratteristica del prodotto (modifiche e miglioramenti nei disegni tecnici e nelle dimensioni) senza preavviso.

The manufacturer reserves the right to alter, improve and discontinue any features of the product (make changes and improvements in designs and dimensions) without notice.

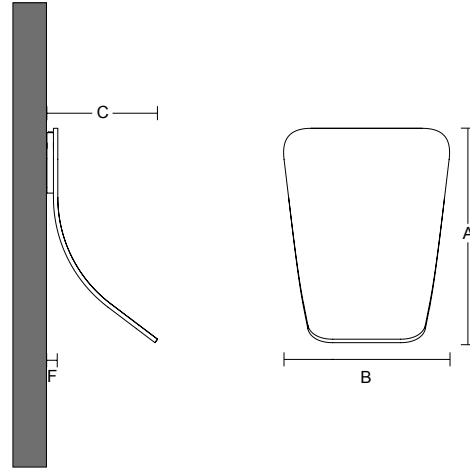
I disegni riportati a catalogo sono indicativi degli ingombri.
Richiedere il disegno tecnico prima di effettuare le lavorazioni per l'installazione.

All dimensions in the catalog drawings are approximations.
Request the appropriate technical drawing before door preparation and installation.

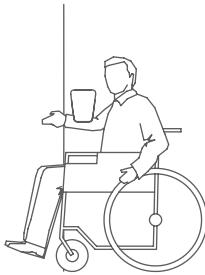




PUSH PLATE AVAILABLE ON PAGE 173



OPERABLE WITH WRIST, FOREARM OR ELBOW



COMPLIANT WITH ADA STANDARDS

ADA
compliant



AND STILL OPERABLE BY HAND

Design 5.2

ART.	A	B	C	F
GHF.D05.0002. xx	196,85 mm 7 3/4"	152,40 mm 6"	101,60 mm 4"	10 mm 25/64"

XX = FINITURA
FINISH
FINITION
AFWERKING
page 157

ACCIAIO INOX STAINLESS STEEL	.44	.43	.80	
ACCIAIO INOX VERNICIATO STAINLESS STEEL POWDER COATED	.40	.31	.32	.38 .39

STAINLESS STEEL POWDER-COATED ON REQUEST



- .99 TRANSPARENT BRIGHT
- .99 TRANSPARENT SATIN
- .99 BLACK

Single fixing kit for wood door included
Back to back fixings available on request
Fixing kit for glass and metal door available on request

Kit fissaggio singolo per porte in legno incluso
Fissaggio contrapposto disponibile su richiesta
Kit fissaggio per porte in vetro e metallo disponibile su richiesta

THESE PRODUCTS CONTRIBUTE TO LEED® CREDITS

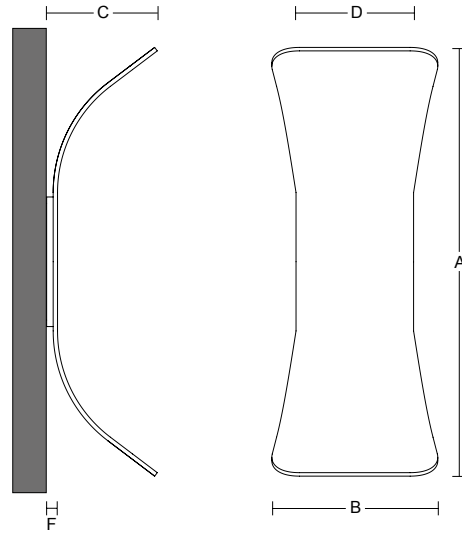
pba si riserva il diritto di modificare, migliorare e sospendere qualsiasi caratteristica del prodotto (modifiche e miglioramenti nei disegni tecnici e nelle dimensioni) senza preavviso.

The manufacturer reserves the right to alter, improve and discontinue any features of the product (make changes and improvements in designs and dimensions) without notice.

I disegni riportati a catalogo sono indicativi degli ingombri.
Richiedere il disegno tecnico prima di effettuare le lavorazioni per l'installazione.

All dimensions in the catalog drawings are approximations.
Request the appropriate technical drawing before door preparation and installation.

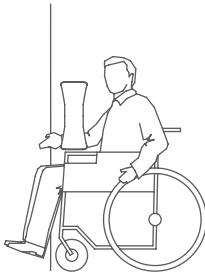




PUSH PLATE AVAILABLE ON PAGE 173



OPERABLE WITH WRIST, FOREARM OR ELBOW



COMPLIANT WITH ADA STANDARDS

ADA
compliant



AND STILL OPERABLE BY HAND

Design 6.1

ART.	A	B	C	D	F
GHF.D06.0001. xx	393,70 mm 15 1/2"	152,40 mm 6"	101,60 mm 4"	107,95 mm 4 1/4"	10 mm 25/64"

XX = FINITURA
FINISH
FINITION
AFWERKING
page 157

ACCIAIO INOX STAINLESS STEEL	.44	.43	.80	
ACCIAIO INOX VERNICIATO STAINLESS STEEL POWDER COATED	.40	.31	.32	.38 .39

STAINLESS STEEL POWDER-COATED ON REQUEST



- .99 TRANSPARENT BRIGHT
- .99 TRANSPARENT SATIN
- .99 BLACK

Single fixing kit for wood door included
Back to back fixings available on request
Fixing kit for glass and metal door available on request

Kit fissaggio singolo per porte in legno incluso
Fissaggio contrapposto disponibile su richiesta
Kit fissaggio per porte in vetro e metallo disponibile su richiesta

THESE PRODUCTS CONTRIBUTE TO LEED® CREDITS

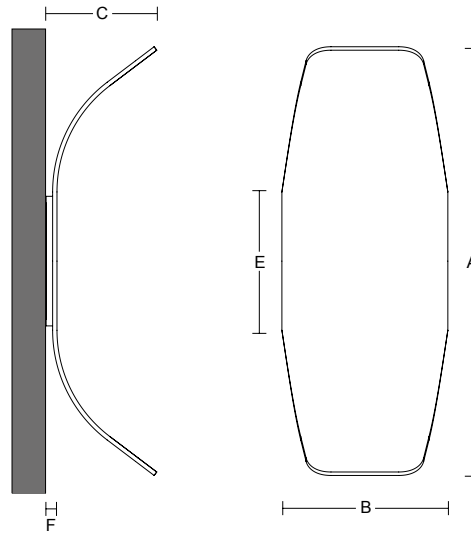
pba si riserva il diritto di modificare, migliorare e sospendere qualsiasi caratteristica del prodotto (modifiche e miglioramenti nei disegni tecnici e nelle dimensioni) senza preavviso.

The manufacturer reserves the right to alter, improve and discontinue any features of the product (make changes and improvements in designs and dimensions) without notice.

I disegni riportati a catalogo sono indicativi degli ingombri.
Richiedere il disegno tecnico prima di effettuare le lavorazioni per l'installazione.

All dimensions in the catalog drawings are approximations.
Request the appropriate technical drawing before door preparation and installation.

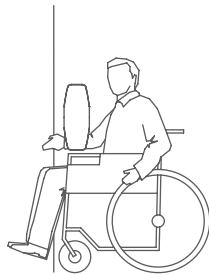




PUSH PLATE AVAILABLE ON PAGE 173



OPERABLE WITH WRIST, FOREARM OR ELBOW



COMPLIANT WITH ADA STANDARDS

ADA
compliant



AND STILL OPERABLE BY HAND

Design 6.2

ART.	A	B	C	E	F
GHF.D06.0002. xx	393,70 mm 15 1/2"	152,40 mm 6"	101,60 mm 4"	127 mm 5"	10 mm 25/64"

XX = FINITURA
FINISH
FINITION
AFWERKING
page 157

ACCIAIO INOX STAINLESS STEEL	.44	.43	.80
ACCIAIO INOX VERNICIATO STAINLESS STEEL POWDER COATED	.40	.31	.32 .38 .39

STAINLESS STEEL POWDER-COATED ON REQUEST



- .99 TRANSPARENT BRIGHT
- .99 TRANSPARENT SATIN
- .99 BLACK

Single fixing kit for wood door included
Back to back fixings available on request
Fixing kit for glass and metal door available on request

Kit fissaggio singolo per porte in legno incluso
Fissaggio contrapposto disponibile su richiesta
Kit fissaggio per porte in vetro e metallo disponibile su richiesta

THESE PRODUCTS CONTRIBUTE TO LEED® CREDITS

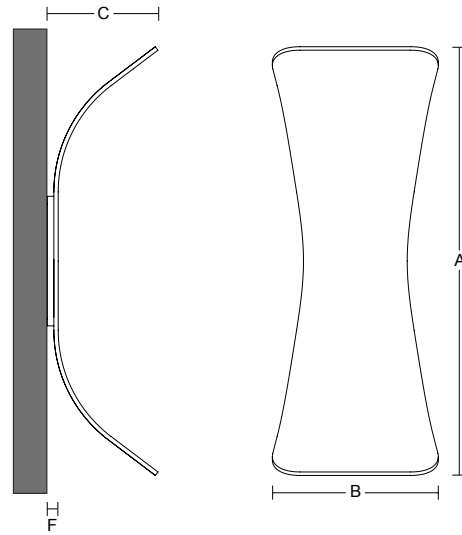
pba si riserva il diritto di modificare, migliorare e sospendere qualsiasi caratteristica del prodotto (modifiche e miglioramenti nei disegni tecnici e nelle dimensioni) senza preavviso.

The manufacturer reserves the right to alter, improve and discontinue any features of the product (make changes and improvements in designs and dimensions) without notice.

I disegni riportati a catalogo sono indicativi degli ingombri.
Richiedere il disegno tecnico prima di effettuare le lavorazioni per l'installazione.

All dimensions in the catalog drawings are approximations.
Request the appropriate technical drawing before door preparation and installation.





PUSH PLATE AVAILABLE ON PAGE 173



OPERABLE WITH WRIST, FOREARM OR ELBOW



COMPLIANT WITH ADA STANDARDS

ADA
compliant



AND STILL OPERABLE BY HAND

Design 6.3

ART.	A	B	C	F
GHF.D06.0003. xx	393,70 mm 15 1/2"	152,40 mm 6"	101,60 mm 4"	10 mm 25/64"

XX = FINITURA
FINISH
FINITION
AFWERKING
page 157

ACCIAIO INOX STAINLESS STEEL	.44	.43	.80	
ACCIAIO INOX VERNICIATO STAINLESS STEEL POWDER COATED	.40	.31	.32	.38 .39

STAINLESS STEEL POWDER-COATED ON REQUEST



- .99 TRANSPARENT BRIGHT
- .99 TRANSPARENT SATIN
- .99 BLACK

Single fixing kit for wood door included
Back to back fixings available on request
Fixing kit for glass and metal door available on request

Kit fissaggio singolo per porte in legno incluso
Fissaggio contrapposto disponibile su richiesta
Kit fissaggio per porte in vetro e metallo disponibile su richiesta

THESE PRODUCTS CONTRIBUTE TO LEED® CREDITS

pba si riserva il diritto di modificare, migliorare e sospendere qualsiasi caratteristica del prodotto (modifiche e miglioramenti nei disegni tecnici e nelle dimensioni) senza preavviso.

The manufacturer reserves the right to alter, improve and discontinue any features of the product (make changes and improvements in designs and dimensions) without notice.

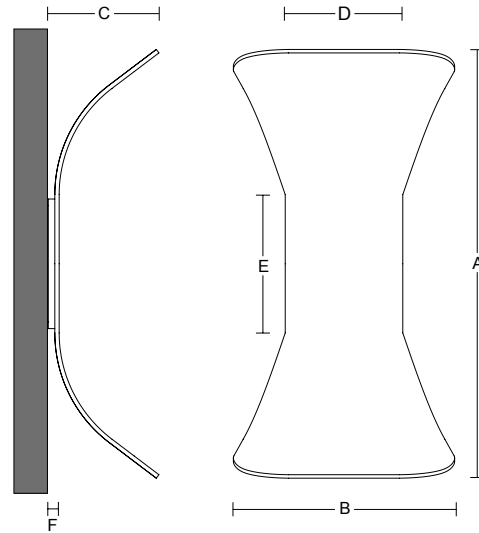
I disegni riportati a catalogo sono indicativi degli ingombri.
Richiedere il disegno tecnico prima di effettuare le lavorazioni per l'installazione.

All dimensions in the catalog drawings are approximations.
Request the appropriate technical drawing before door preparation and installation.



THE INTERNATIONAL EPD SYSTEM






PUSH PLATE AVAILABLE ON PAGE 173



OPERABLE WITH WRIST, FOREARM OR ELBOW



COMPLIANT WITH ADA STANDARDS

ADA
compliant



AND STILL OPERABLE BY HAND

Design 6.4

ART.	A	B	C	D	E	F
GHF.D06.0004. xx	393,70 mm 15 1/2"	203,20 mm 8"	101,60 mm 4"	107,95 mm 4 1/4"	127 mm 5"	10 mm 25/64"

XX = FINITURA
FINISH
FINITION
AFWERKING
page 157

ACCIAIO INOX STAINLESS STEEL	.44	.43	.80
ACCIAIO INOX VERNICIATO STAINLESS STEEL POWDER COATED	.40	.31	.32 .38 .39

STAINLESS STEEL POWDER-COATED ON REQUEST



- .99 TRANSPARENT BRIGHT
- .99 TRANSPARENT SATIN
- .99 BLACK

Single fixing kit for wood door included
Back to back fixings available on request
Fixing kit for glass and metal door available on request

Kit fissaggio singolo per porte in legno incluso
Fissaggio contrapposto disponibile su richiesta
Kit fissaggio per porte in vetro e metallo disponibile su richiesta

THESE PRODUCTS CONTRIBUTE TO LEED® CREDITS

pba si riserva il diritto di modificare, migliorare e sospendere qualsiasi caratteristica del prodotto (modifiche e miglioramenti nei disegni tecnici e nelle dimensioni) senza preavviso.

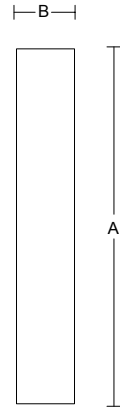

The manufacturer reserves the right to alter, improve and discontinue any features of the product (make changes and improvements in designs and dimensions) without notice.

I disegni riportati a catalogo sono indicativi degli ingombri.
Richiedere il disegno tecnico prima di effettuare le lavorazioni per l'installazione.

All dimensions in the catalog drawings are approximations.
Request the appropriate technical drawing before door preparation and installation.



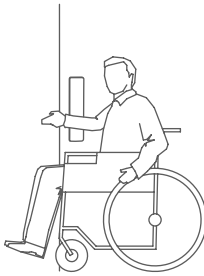
Declare



MIN 5/64" (2mm)
MAX 5/16" (8mm)



OPERABLE WITH
WRIST, FOREARM
OR ELBOW



COMPLIANT WITH
ADA STANDARDS

ADA
compliant



AND STILL OPERABLE
BY HAND

Push Plate

ART.	A	B	C	F
GHF.D06.0003. xx	393,70 mm 15 1/2"	152,40 mm 6"	101,60 mm 4"	10 mm 25/64"

XX = FINITURA
FINISH
FINITION
AFWERKING
page 157

ACCIAIO INOX STAINLESS STEEL	.44	.43	.80	
ACCIAIO INOX VERNICIATO STAINLESS STEEL POWDER COATED	.40	.31	.32	.38 .39

STAINLESS STEEL POWDER-COATED ON REQUEST



- .99 TRANSPARENT BRIGHT
- .99 TRANSPARENT SATIN
- .99 BLACK

Single fixing kit for wood door included
Back to back fixings available on request
Fixing kit for glass and metal door available on request

Kit fissaggio singolo per porte in legno incluso
Fissaggio contrapposto disponibile su richiesta
Kit fissaggio per porte in vetro e metallo disponibile su richiesta

THESE PRODUCTS CONTRIBUTE TO LEED® CREDITS

pba si riserva il diritto di modificare, migliorare e sospendere qualsiasi caratteristica del prodotto (modifiche e miglioramenti nei disegni tecnici e nelle dimensioni) senza preavviso.

The manufacturer reserves the right to alter, improve and discontinue any features of the product (make changes and improvements in designs and dimensions) without notice.

I disegni riportati a catalogo sono indicativi degli ingombri.
Richiedere il disegno tecnico prima di effettuare le lavorazioni per l'installazione.

All dimensions in the catalog drawings are approximations.
Request the appropriate technical drawing before door preparation and installation.



THE INTERNATIONAL EPD SYSTEM



TECHNICAL INFORMATION

PBA ANTIMICROBIAL COATING (AMC)



THE USE OF PRODUCTS WITH ANTIMICROBIAL SURFACES IS BECOMING A MORE IMPORTANT WAY TO CREATE CLEANER, MORE HYGIENIC ENVIRONMENTS WITH REDUCED OPPORTUNITIES FOR THE PROLIFERATION AND TRANSMISSION OF GERMS. THE **PBA ANTIMICROBIAL COATING (AMC)** SURFACE FINISH IS A VALID ANSWER TO THIS BINDING NEED.

THE **PBA ANTIMICROBIAL COATING (AMC)** SURFACE FINISHING CONTAINS SPECIAL ADDITIVES THAT MAKE THE SURFACE PROTECTED FROM BACTERIA AND MICROORGANISMS. THE TESTS SHOW THAT ON UNTREATED SURFACES THE MICROBES AND BACTERIA CAN EASILY PROLIFERATE WHILE ON THE TREATED SURFACES THE BACTERIAL PROLIFERATION IS PRACTICALLY ZEROED.

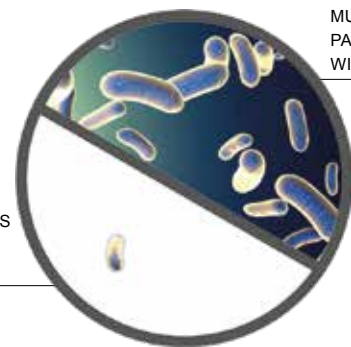
THE FOUNDATION FOR SUCCESSFULLY FIGHTING GERM GROWTH CONSISTS OF A THREE ACTION MECHANISMS: BLOCKAGE OF PRIMARY CELL METABOLISM, STOPPAGE OF CELLULAR RESPIRATION, PREVENTION OF CELL DIVISION.

SURFACES WITH **PBA ANTIMICROBIAL COATING (AMC)** HAVE BEEN TESTED TO BE ACTIVE AGAINST GRAM-POSITIVE (STAPHYLOCOCCUS AUREUS - MRSA, BACILLUS SUBTILIS, STREPTOCOCCUS DAECALIS, AND OTHERS) AND GRAM-NEGATIVE BACTERIA (ESCHERICHIA COLI - ESB, LEGIONELLA PNEUMOPHILA, PSEUDOMONAS AERUGINOSA AND OTHERS).

TRIED AND TESTED EFFICACY DEMONSTRATES THAT **PBA ANTIMICROBIAL COATING (AMC)** REDUCES MULTI-RESISTANT GERMS BY 99.99%.

PBA ANTIMICROBIAL COATING (AMC) IS RECOMMENDED FOR ALL THE HYGENE-SENSITIVE AREAS SUCH AS HOSPITALS AND RETIREMENT HOME, OFFICES AND RETAIL AND GENERALLY FOR PUBLIC BUILDINGS AND HOTELS.

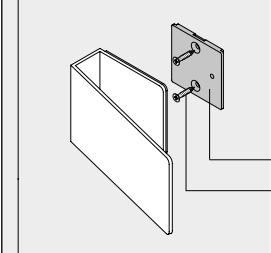
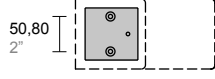
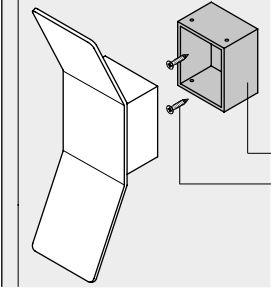
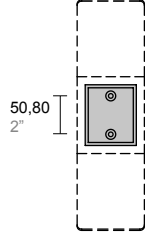
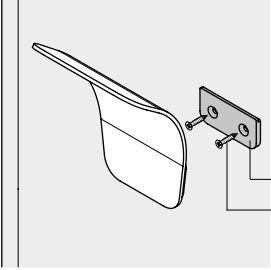
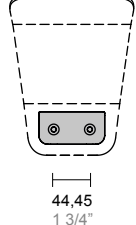
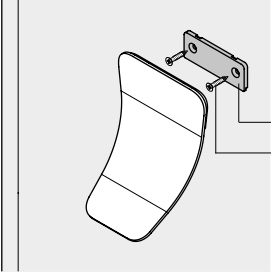
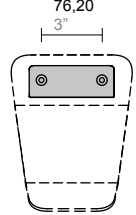
ALL PBA PRODUCTS IN STAINLESS STEEL AND ALUMINUM CAN BE TREATED WITH **PBA ANTIMICROBIAL COATING (AMC)**.



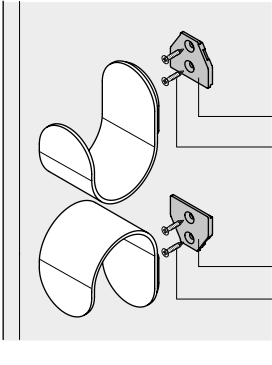
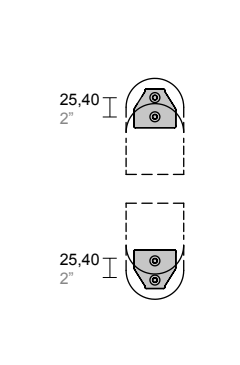
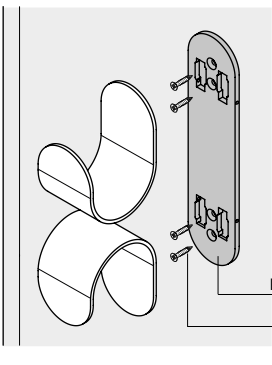
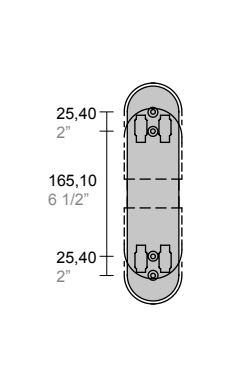
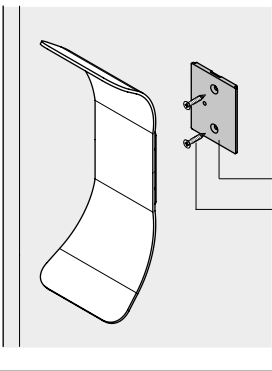
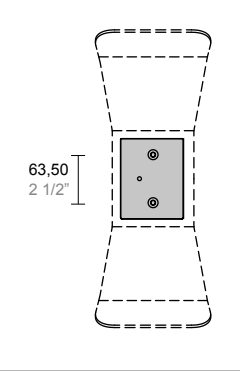
MULTI-RESISTANT PATHOGENS DEVELOP WITHOUT PBA AMC

PBA AMC REDUCES PATHOGENS BY 99.99%

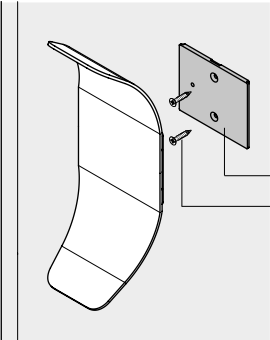
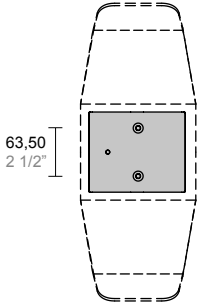
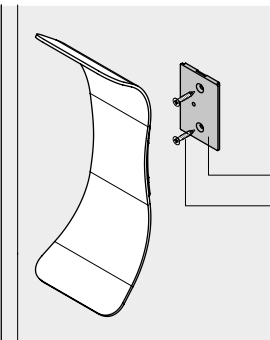
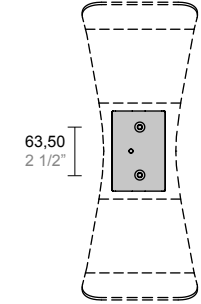
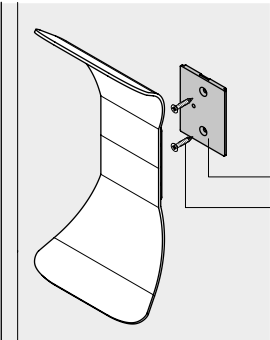
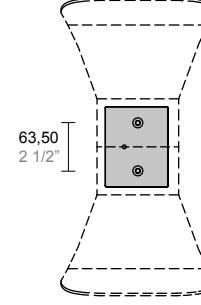
TRIED AND TESTED EFFICACY REDUCES MULTI-RESISTANT PATHOGENS BY 99.99%. (EFFECT OF ANTI-BACTERIAL ACTIVITY ON STAINLESS STEEL SURFACES.)

ART.	FIXING PLATE INCLUDED	SINGLE SIDE FIXING KIT FOR WOOD DOOR	FIXING PLATE DETAILS	DOOR THICKNESS
<p>Design 1 GHF.D01.0001. xx</p>	 <p>FIXING PLATE FIXING KIT</p>	<p>GHF.FIX.0001. 00</p>	 <p>50,80 2"</p>	<p>MIN 1 1/2" (38 mm)</p>
<p>Design 3 GHF.D03.0001. xx</p>	 <p>FIXING BOX FIXING KIT</p>	<p>GHF.FIX.0001. 00</p>	 <p>50,80 2"</p>	<p>MIN 1 1/2" (38 mm)</p>
<p>Design 5.1 GHF.D05.0001. xx</p>	 <p>FIXING PLATE FIXING KIT</p>	<p>GHF.FIX.0001. 00</p>	 <p>44,45 1 3/4"</p>	<p>MIN 1 1/2" (38 mm)</p>
<p>Design 5.2 GHF.D05.0002. xx</p>	 <p>FIXING PLATE FIXING KIT</p>	<p>GHF.FIX.0001. 00</p>	 <p>76,20 3"</p>	<p>MIN 1 1/2" (38 mm)</p>

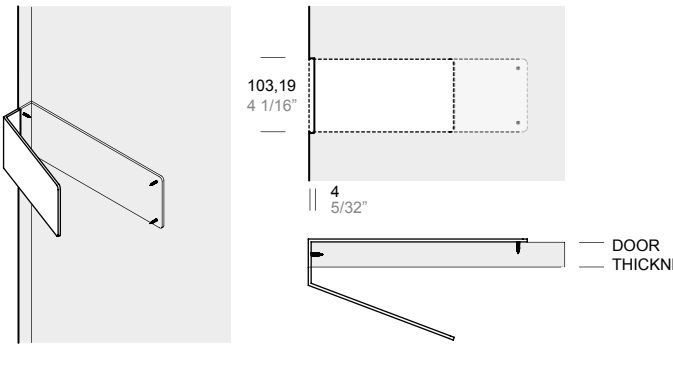
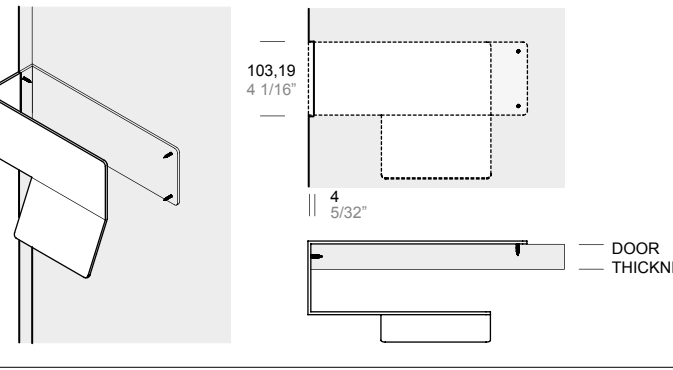
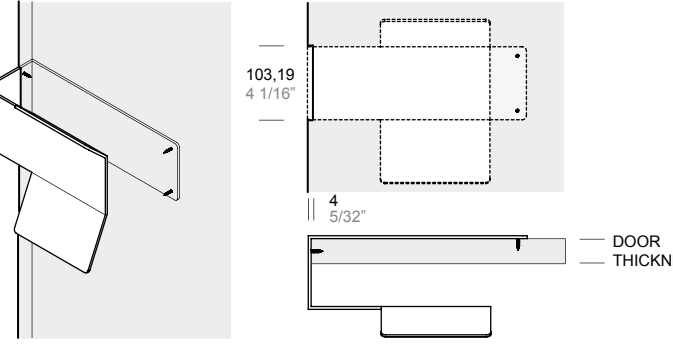
NOTE:
 Back to back fixings available on request
 Fixing kit for glass and metal door available on request
 Push plate for single through fixing

ART.	FIXING PLATE INCLUDED	SINGLE SIDE FIXING KIT FOR WOOD DOOR	FIXING PLATE DETAILS	DOOR THICKNESS
<p>Design 4.1 GHF.D04.0001. xx</p>	 <p>FIXING PLATE FIXING KIT</p> <p>FIXING PLATE FIXING KIT</p>	<p>GHF.FIX.0001. 00 *</p> <p>* 2 FIXING KITS NEEDED</p>	 <p>25,40 2"</p> <p>25,40 2"</p>	<p>MIN 1 1/2" (38 mm)</p>
<p>Design 4.2 GHF.D04.0002. xx</p>	 <p>FIXING PLATE FIXING KIT</p>	<p>GHF.FIX.0001. 00 *</p> <p>* 2 FIXING KITS NEEDED</p>	 <p>25,40 2"</p> <p>165,10 6 1/2"</p> <p>25,40 2"</p>	<p>MIN 1 1/2" (38 mm)</p>
<p>Design 6.1 GHF.D06.0001. xx</p>	 <p>FIXING PLATE FIXING KIT</p>	<p>GHF.FIX.0001. 00</p>	 <p>63,50 2 1/2"</p>	<p>MIN 1 1/2" (38 mm)</p>

NOTE:
 Back to back fixings available on request
 Fixing kit for glass and metal door available on request
 Push plate for single through fixing

ART.	FIXING PLATE INCLUDED	SINGLE SIDE FIXING KIT FOR WOOD DOOR	FIXING PLATE DETAILS	DOOR THICKNESS
<p>Design 6.2 GHF.D06.0002. xx</p>	 <p>FIXING PLATE FIXING KIT</p>	<p>GHF.FIX.0001. 00</p>	 <p>63,50 2 1/2"</p>	<p>MIN 1 1/2" (38 mm)</p>
<p>Design 6.3 GHF.D06.0003. xx</p>	 <p>FIXING PLATE FIXING KIT</p>	<p>GHF.FIX.0001. 00</p>	 <p>63,50 2 1/2"</p>	<p>MIN 1 1/2" (38 mm)</p>
<p>Design 6.4 GHF.D06.0004. xx</p>	 <p>FIXING PLATE FIXING KIT</p>	<p>GHF.FIX.0001. 00</p>	 <p>63,50 2 1/2"</p>	<p>MIN 1 1/2" (38 mm)</p>

NOTE:
 Back to back fixings available on request
 Fixing kit for glass and metal door available on request
 Push plate for single through fixing

ART.	WOOD DOOR PREPARATION DETAIL	FIXING KIT FOR WOOD DOOR	DOOR THICKNESS
<p>Design 2.1 GHF.D02.0001. xx</p>		<p>GHF.FIX.0002. xx</p>	<p>MIN 1 3/8" (35 mm)</p> <p>MAX 1 3/4" (44,45 mm)</p> <p>WOOD DOOR ONLY</p>
<p>Design 2.2 GHF.D02.0002. xx</p>		<p>GHF.FIX.0002. xx</p>	<p>MIN 1 3/8" (35 mm)</p> <p>MAX 1 3/4" (44,45 mm)</p> <p>WOOD DOOR ONLY</p>
<p>Design 2.3 GHF.D02.0003. xx</p>		<p>GHF.FIX.0002. xx</p>	<p>MIN 1 3/8" (35 mm)</p> <p>MAX 1 3/4" (44,45 mm)</p> <p>WOOD DOOR ONLY</p>

Push Plate
2MM.PLA.9999. xx



GHF.FIX.0002. xx